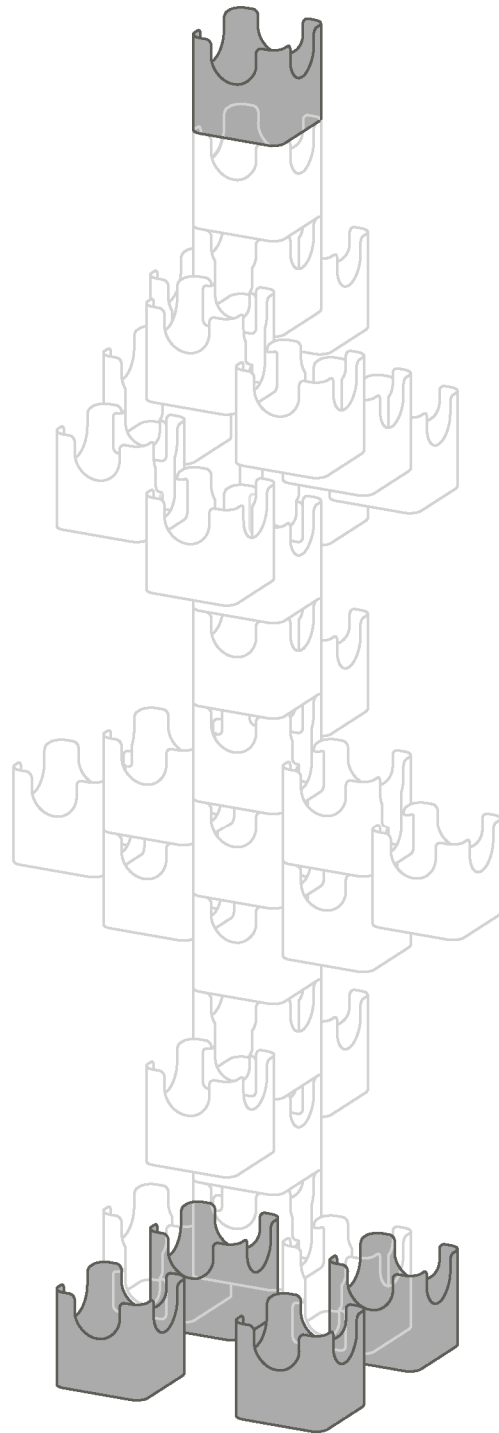


Q50/PLAN 01



STEP 36

STEP 1-4

NOTES

| |
|--|
| |
| |
| |
| |
| |
| |

DIFFICULTY
☆☆☆☆☆


THE CUBES

| | | |
|---|----|---|
| | | |
| 9 | 18 | 9 |

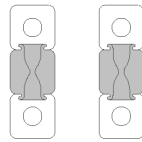
Q50/PLAN 01

PAGE 1 OF 2

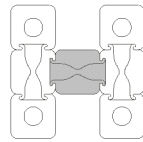
Q-BA-MAZE™



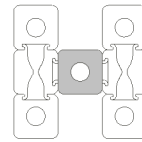
STEP 1-4



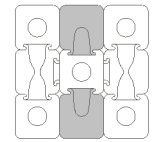
STEP 5 & 6



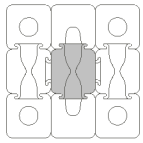
STEP 7



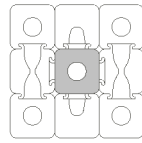
STEP 8



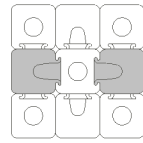
STEP 9 & 10



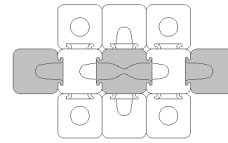
STEP 11



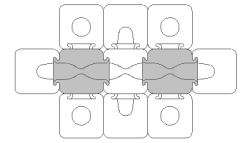
STEP 12



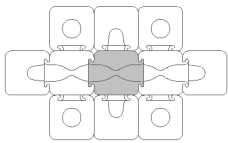
STEP 13 & 14



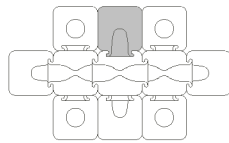
STEP 15-17



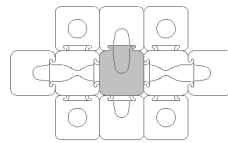
STEP 18 & 19



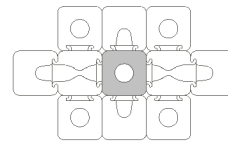
STEP 20



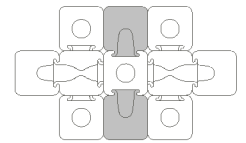
STEP 21



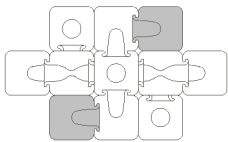
STEP 22



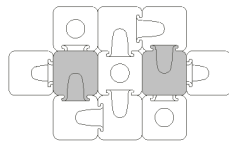
STEP 23



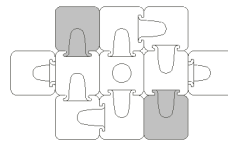
STEP 24 & 25



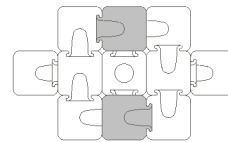
STEP 26 & 27



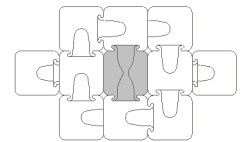
STEP 28 & 29



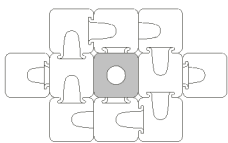
STEP 30 & 31



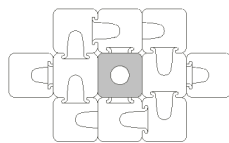
STEP 32 & 33




STEP 34




STEP 35




STEP 36



STEP 00



STEP 00



STEP 00

NOTES

Blank lined area for notes.

DIFFICULTY
 ★ ★ ★ ★ ★
 THE CUBES
 9 18 9

Q50/PLAN 01
 PAGE 2 of 2
 Q-BAMAZE™